

LOL

Task chair

FREZZA



TECHNICAL DETAILS

backrest

in nylon with properly tensioned elastic polyester mesh cover, with height-adjustable lumbar support (50 mm). It allows to personalise the contact between the backrest and the back of the user, particularly in the lower back area, following the natural curves of the spine. Available with medium backrest, with or without headrest.



seat

in beech plywood, CFC free polyurethane foam padding, black polypropylene under seat cover.

headrest

in black nylon with mesh cover, height adjustment (40 mm) to better support the head and relax tense neck muscles.

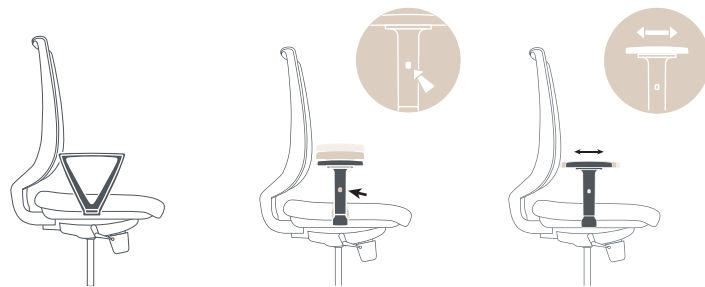


armrests

fixed: in black nylon

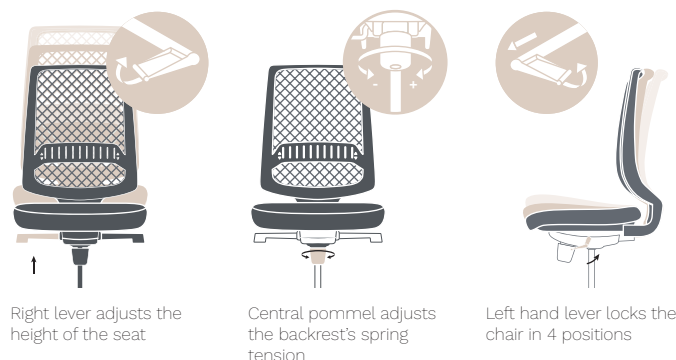
1D adjustable: (height 90 mm) in black soft touch nylon.

2D adjustable: (height 90 mm, depth 46 mm) in black soft touch nylon.



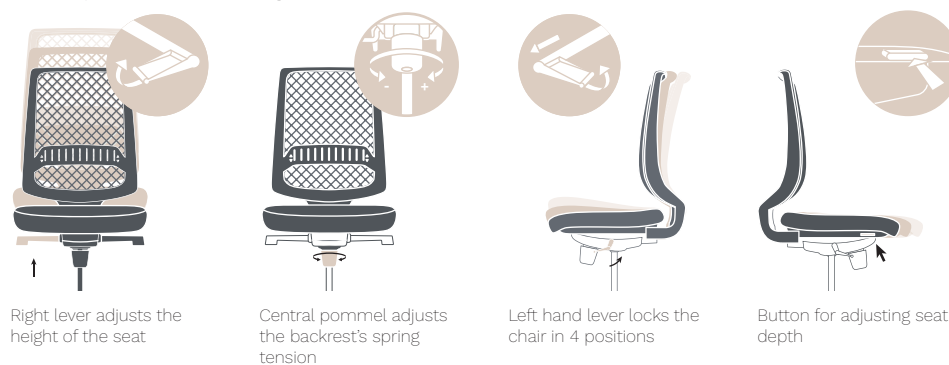
device

synchronised lockable in 4 positions with frontal adjustment of the backrest resistance in relation to the user's weight. This mechanism dynamically follows all the natural movements of the user's body; seat and backrest tilt together, relieving tension on the dorsal muscles. The movement tension is adjustable, adapting to the user's body shape and preferences. The correct seat/back tilt angle ensures proper blood flow while reducing the feeling of heaviness in the lower limbs. A soft release system allows the user to control the movement of the backrest when released.



device

synchronised lockable in 4 positions with seat depth adjustment (60 mm), with adjustment of the backrest resistance in relation to the user's weight. This mechanism dynamically follows all the natural movements of the user's body; seat and backrest tilt together, relieving tension on the dorsal muscles. The movement tension is adjustable, adapting to the user's body shape and preferences. The correct seat/back tilt angle ensures proper blood flow while reducing the feeling of heaviness in the lower limbs. A soft release system allows the user to control the movement of the backrest when released. The seat depth adjustment provides adequate support for people of different heights and build. The seat can slide forward and backward to change the thigh support base as desired, providing a dynamic alignment of the position of the legs.



height adjustment

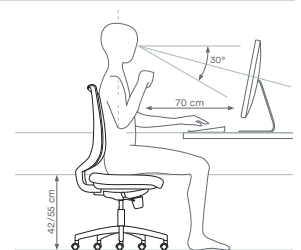
by gas lift. Allows an excursion of 12 cm.

base

5-star base in nylon or die-cast aluminium. Self-locking dual-tread rubbered swivel castors, Ø 50 mm.

ergonomics

Lol is equipped with the necessary mechanisms for correct and comfortable use, even for prolonged periods, as long as the following conditions are met: the standard sitting position requires the maintenance of 90° angles between torso and thigh, between thigh and leg and between leg and foot. These last two angles are essential so that the foot, resting completely on the surface underneath, unloads part of the weight of the lower limb onto it, avoiding excessive compression on the posterior surface of the thigh and promoting the return of blood circulating in the veins of the leg towards the heart.



finiture base



Polished aluminium



Black nylon

mesh

Black



fabrics

Cat. B

Bondai



TBB2



TBB1



TBB6



TBB4



TBV2



TBR2



TBR1



TBMN



TBR3



TBR0



TBV1



TBV4



TBV0



TBB0



TBM1



TBBE



TBGC



TBAV



TBG0



TBZ0

Cat. H

Madrid 3D



T3M0



T3V0



T3V2



T3B2



T3V4



T3M3



T3B3

Boss FR (eco-leather)



T4BI



T4M5



T4M8



T4M6



T4M4



T4M7



T4M3



T4M0



T4M1



T4M2



T4V0



T4G0



T4G1



T4R1



T4R0



T4B0



T4B1



T4V4



T4V1



T4NE

Cat. D

King Flex



XFML



XFB2



XFAZ



XFH6



XFB4



XFBX



XFRM



XFZC



XFM0



XFS2



XFYD



XFYS



XFV1



XFVM



XFV0



XFB0



XFGC



XFGS



XFJ1



XFM1



XFCD



XFZ0

Time



S6G2



S6V0



S6R2



S6R1



S6R6



S6R3



S6R5



S6B7



S6B1



S6B0



S6B4



S6V1



S6V3



S6V4



S6M2



S6M1



S6M0



S6G0



S6B5



S6G1

Skill (eco-leather)



PGM3



PGTR



PGCD



PGTA



PGR1



PGCG



PGBZ



PGGB



PGVC



PGM2



PGNE

Cat. F

Step



STX2



STZ9



STSB



STE1



STBS



STVU



STE4



STE3



STE2



STNE

Chili



SOG6



SOG2



SOG3



SOM3



SOV2



SOR0



SOR4



SORA



SOR7



SOR2



S0B9



S0B8



S0V5



S0V6



S0V7



S0NE

Stromboli



S8G0



S8M1



S8R1



S8R3



S8R2



S8B3



S8B2



S8B0




S8V2



S8NE

Silvertex




Valencia



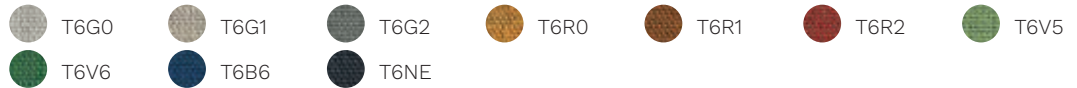
Jet



Magnum (eco-leather)




Connect




Rivet



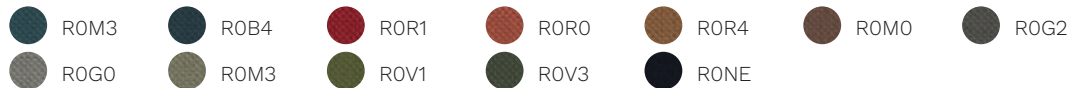
Era



Go Check




Rondo



Cat. G

Focus



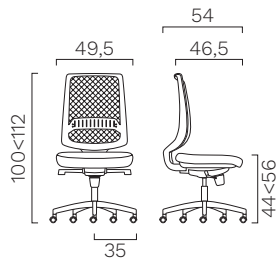
Focus Melange



ABACUS

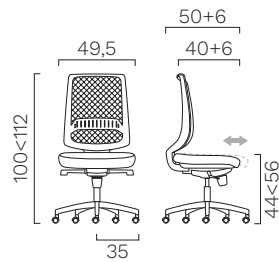
Synchronised lockable in 4 positions

Without armrests

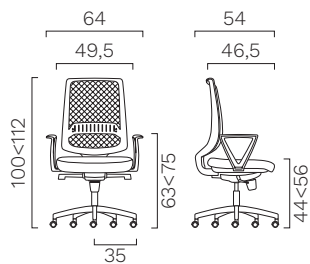


Without armrests

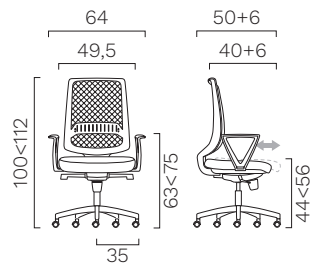
Synchronised lockable in 4 positions with seat depth adjustment



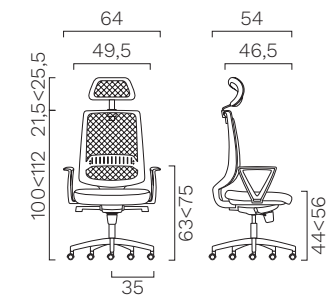
With fixed armrests



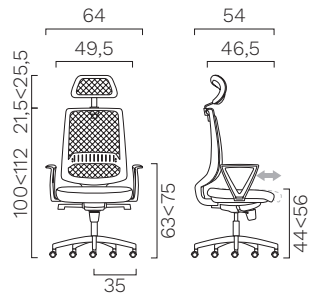
With fixed armrests



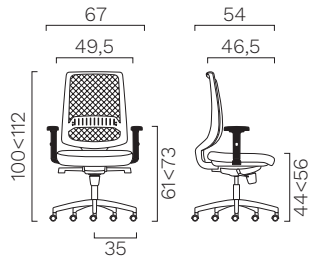
With fixed armrests + headrest



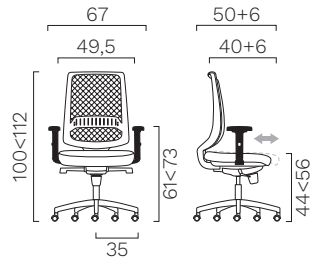
With fixed armrests + headrest



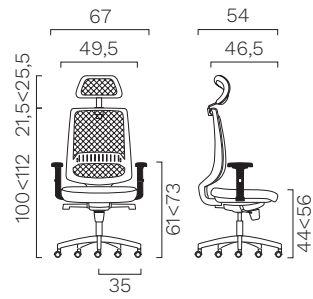
With 1D adjustable armrests



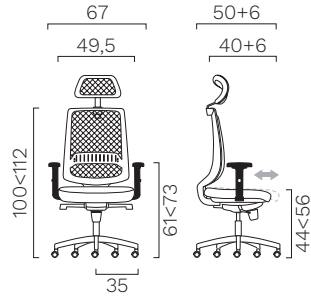
With 1D adjustable armrests



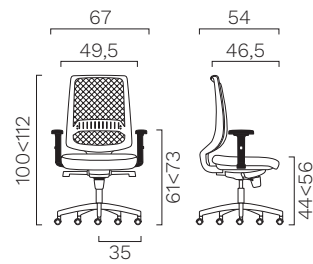
With 1D adjustable armrests + headrest



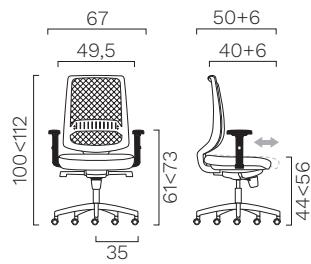
With 1D adjustable armrests + headrest



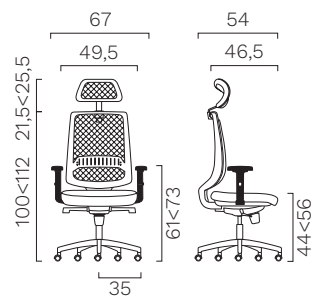
With 2D adjustable armrests



With 2D adjustable armrests



With 2D adjustable armrests + headrest



With 2D adjustable armrests + headrest

